

THIS MANUAL IS AN ONLINE BACKUP TO YOUR
ORIGINAL HARDCOPY VERSION.

RX7CITY.COM ASSUMES NO RESPONSIBILITY IN HOW YOU USE
THIS MANUAL. THIS MANUAL IS FOR EXPERIENCED MECHANICS
AND IS TO BE USED AT YOUR OWN RISK!



SPECIAL TOOLS

GENERAL INFORMATION	ST- 2
ENGINE	ST- 3
COOLING SYSTEM	ST- 4
CLUTCH AND MANUAL TRANSMISSION	ST- 4
AUTOMATIC TRANSMISSION	ST- 5
FRONT AND REAR AXLES	ST- 6
DIFFERENTIAL	ST- 6
BRAKING SYSTEM	ST- 7
STEERING SYSTEM AND SUSPENSION	ST- 8
HEATER AND AIR CONDITIONER SYSTEMS	ST- 9
CHECKER AND OTHER EQUIPMENT	ST-11

37USTX-001

GENERAL INFORMATION

The letters A and B in the priority column indicate the degree of importance of each tool.

A.....Indispensable

The tools ranked A in this list are indispensable for performing operations satisfactorily, easily, safely, and efficiently. It is, therefore advisable that all service shops have these tools.

B.....Selective

The tools in this list are not as necessary as tools ranked A, but all service shops should have these tools to perform repairs more easily and more efficiently.

Note

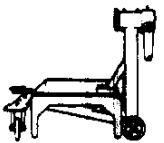


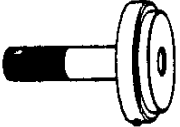

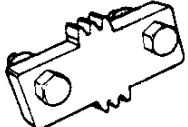


- **When ordering tool sets which consist of several tools, check the list in the Special Service Tools Booklet (4063-12-87J) etc. to make sure that some tools are duplicated in other sets which may already have been purchased. If so, order only those new tools which are needed.**

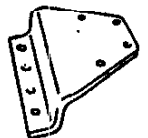

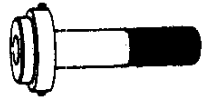





97USTX-002

SPECIAL TOOLS


ST


ENGINE

TOOL NUMBER & DESCRIPTION	PRIORITY	ILLUSTRATION
49 0107 680A Engine stand	A	
49 0813 215A Puller, tubular dowel & A/T oil pump	A	
49 0813 250 Seal case	B	
49 0813 240 installer & puller, rotor bush	A	
49 0820 035 Box wrench, flywheel	A	
49 F011 101 Brake, ring gear (Manual transmission)	A	
49 1285 071 Puller, bearing	A	
49 2113 010B Gauge set, air pump	A	




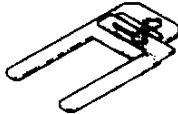


TOOL NUMBER & DESCRIPTION	PRIORITY	ILLUSTRATION
49 1114 005 Hanger, engine stand	A	
49 0813 225 Remover, oil seal	B	
49 0813 235 Puller & installer, main bearing	A	
49 0839 165 Gauge, corner seal	A	
49 1881 055A Stopper, counter weight (Automatic transmission)	A	
49 0839 305A Puller, counter weight	A	
49 F011 1A1 Installer set, bearing	A	
49 0187 280 Oil pressure gauge	B	

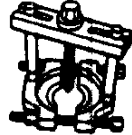





COOLING SYSTEM

TOOL NUMBER & DESCRIPTION	PRIORITY	ILLUSTRATION
49 G014 001 Wrench, oil filter	A	

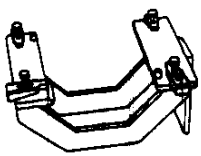
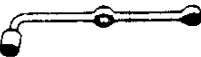

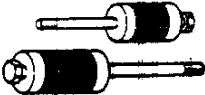
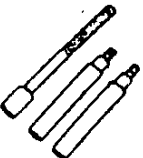
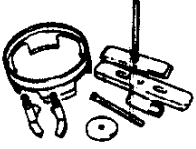
TOOL NUMBER & DESCRIPTION	PRIORITY	ILLUSTRATION
49 9200 020 V-ribbed belt tension gauge	A	

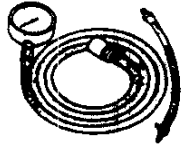
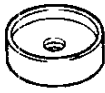


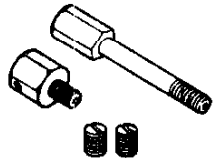
CLUTCH AND MANUAL TRANSMISSION

TOOL NUMBER & DESCRIPTION	PRIORITY	ILLUSTRATION
49 SE01 310 Centering tool, clutch disc	A	
49 1243 465A Wrench, main shaft locknut	A	
49 0862 350 Guide, shift fork assembly	B	
49 F017 101 Holder synchronizer ring	A	
49 0839 425C Puller set, bearing	A	
49 G030 795 Installer, oil seal	A	

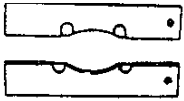

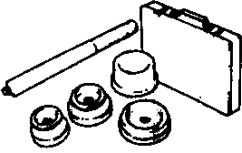
TOOL NUMBER & DESCRIPTION	PRIORITY	ILLUSTRATION
49 0710 520 Puller, bearing	A	
49 0500 330 Installer, transmission bearing	A	
49 S120 440 Holder, mainshaft	A	
49 H017 101 Hook	A	
49 F401 330B Installer set, bearing	A	
49 0636 145 Puller, fan pulley boss	A	

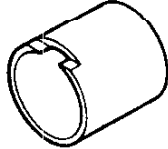

AUTOMATIC TRANSMISSION

TOOL NUMBER & DESCRIPTION	PRIORITY	ILLUSTRATION
49 U019 0A0A Hanger set, transmission	B	
49 0877 435 Special wrench	A	
49 G017 5A0 Engine support	A	
49 0378 390 Puller, oil pump	A	
49 L019 001 Bolt	A	
49 G019 0A7A Compressor set, return spring	A	



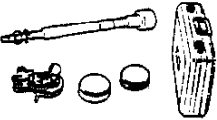
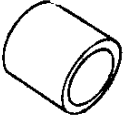
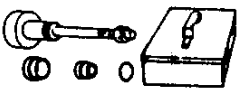
TOOL NUMBER & DESCRIPTION	PRIORITY	ILLUSTRATION
49 0378 400A Gauge set, oil pressure	A	
49 F019 001 Installer, oil seal	A	
49 J019 002 Cap	A	
49 B019 901 Gauge, oil pressure	A	
49 F019 0A0 Adapter set	A	


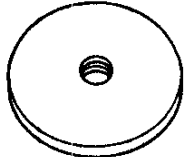



FRONT AND REAR AXLES

TOOL NUMBER & DESCRIPTION	PRIORITY	ILLUSTRATION
49 F026 103 Puller, wheel hub	A	
49 G033 105 Attachment	A	
49 F027 0A1 Installer set, bearing	A	

TOOL NUMBER & DESCRIPTION	PRIORITY	ILLUSTRATION
49 H034 201 Support block	A	
49 G033 102 Handle	A	
-	-	-

DIFFERENTIAL

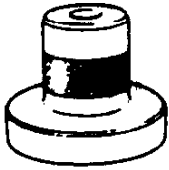
TOOL NUMBER & DESCRIPTION	PRIORITY	ILLUSTRATION
49 M005 561 Hanger, diff. carrier	A	
49 B001 795 Installer, oil seal	A	
49 F027 0A0 Gauge set, pinion height adjustment	A	
49 J027 002 Collar	A	
49 8531 565 Pinion model	A	

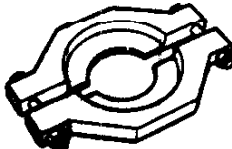
TOOL NUMBER & DESCRIPTION	PRIORITY	ILLUSTRATION
49 G030 338 Attachment E	A	
49 J027 001 installer, bearing	A	
49 S120 710 Holder, coupling flange	B	
49 UB71 525 Installer, bearing	A	
49 U027 003 installer, oil seal	A	

SPECIAL TOOLS


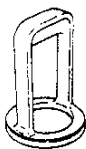

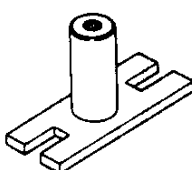
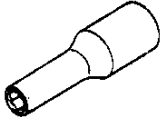

ST


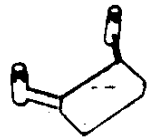
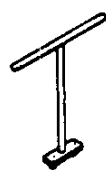



DIFFERENTIAL (CONT'D)

TOOL NUMBER & DESCRIPTION	PRIORITY	ILLUSTRATION
49 V001 795 Installer, oil seal	A	


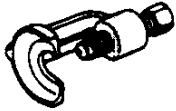
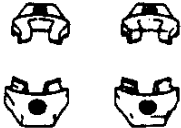


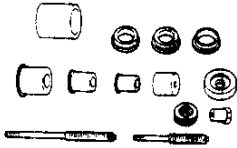


TOOL NUMBER & DESCRIPTION	PRIORITY	ILLUSTRATION
49 H027 002 Remover, bearing	A	

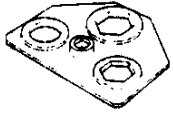
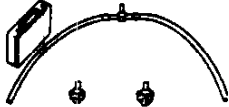



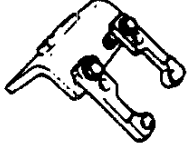
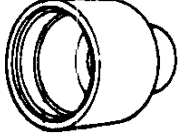

BRAKING SYSTEM

TOOL NUMBER & DESCRIPTION	PRIORITY	ILLUSTRATION
49 0259 770B Wrench, flare nut	A	
49 F026 104 Installer, sensor rotor	A	
49 0221 600C Expand tool, disc brake	B	
49 B043 003 Turning lock tool	A	
49 B043 004 Socket wrench	A	
49 H028 204 Attachment	A	

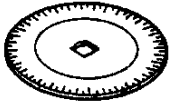

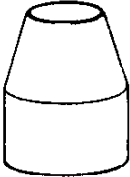
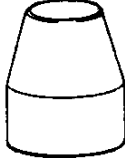
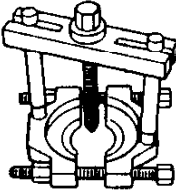

TOOL NUMBER & DESCRIPTION	PRIORITY	ILLUSTRATION
49 U043 0A0 Gauge set, oil pressure	A	
49 F033 001 Stopper, disc brake piston	A	
49 FA18 602 Wrench, disc brake piston	B	
49 B043 001 Adjust gauge	A	
49 0208 701A Boot air out tool	B	
49 B043 002 Installer, bearing	A	




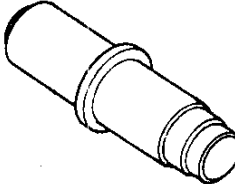
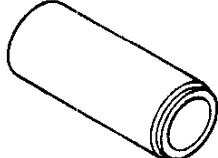
STEERING SYSTEM AND SUSPENSION

TOOL NUMBER & DESCRIPTION	PRIORITY	ILLUSTRATION
49 0180 510B Attachment, preload measuring	A	
49 0118 850C Puller, ball joint	A	
49 0223 640B Arm, coil spring compressor	A	
49 1232 670A Gauge set, power steering	A	
49 H002 671 Adapter, power steering gauge	A	
49 F034 2A0 Replacer set, rubber bush	A	
49 H032 322 Adapter set, power steering	A	
49 W023 585A Adjust wrench	A	


TOOL NUMBER & DESCRIPTION	PRIORITY	ILLUSTRATION
49 F032 313 Wrench	A	
49 G032 3A1 Joint hose	A	
49 0370 641 Screw, coil spring compressor	A	
49 F032 305 Handle	A	
49 F032 303 Handle	A	
49 F032 301 Hanger, power steering pump	A	
49 1243 785 Installer, boot	A	
49 F032 310 Protector	A	


STEERING SYSTEM AND SUSPENSION (CONT'D)

TOOL NUMBER & DESCRIPTION	PRIORITY	ILLUSTRATION
49 D032 316 Protractor	A	
49 H032 328 Seal ring former	A	
49 F034 210 Guide, clip	A	
49 F034 211 Guide, clip	A	
49 0710 520 Puller, bearing	A	
49 F032 304 Body	A	

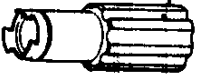

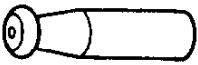

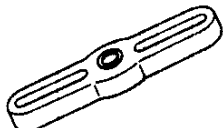

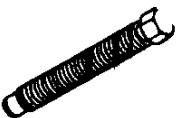
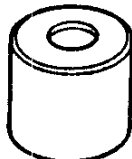


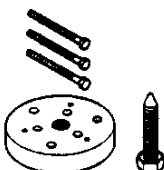

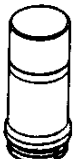
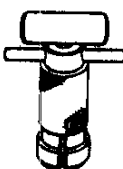
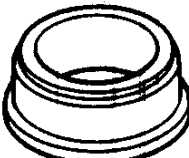

TOOL NUMBER & DESCRIPTION	PRIORITY	ILLUSTRATION
49 H032 301 Wrench	A	
49 F032 306A Body	A	
49 F032 317 Remover, oil seal	A	
49 F032 318 Installer, bearing and oil seal	A	
49 F032 319 Installer, oil seal	A	

HEATER AND AIR CONDITIONER SYSTEMS


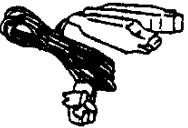
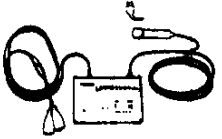



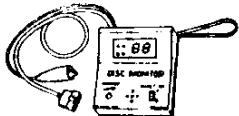

TOOL NUMBER & DESCRIPTION	PRIORITY	ILLUSTRATION
0000-41-0809-01 Holder, clutch	A	



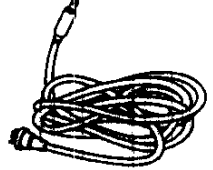

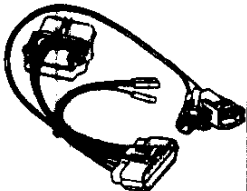
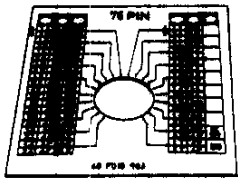
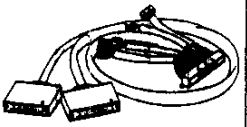

TOOL NUMBER & DESCRIPTION	PRIORITY	ILLUSTRATION
0000-41-0810-73 Remover & installer, seal seat	A	

HEATER AND AIR CONDITIONER SYSTEMS (CONT'D)




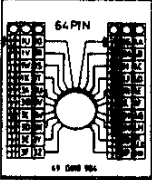

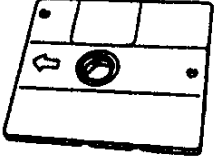
TOOL NUMBER & DESCRIPTION	PRIORITY	ILLUSTRATION	TOOL NUMBER & DESCRIPTION	PRIORITY	ILLUSTRATION
0000-41-0812-11 Remover & installer, seal	A		0000-41-0809-10 Shaft protector pilot	A	
0000-41-0812-13 Protector, seal sleeve	A		4992-02-020 Pressure plate remover	A	
0000-41-0804-57 Universal puller body	A		4992-02-040 Shaft seal remover	A	
0000-41-0804-51 Universal puller arbor	A		0000-41-0810-77 Clutch pilot	A	
0000-41-0810-76 Removal set, pulley & clutch	A		0000-41-0804-12 Remover, O-ring	A	
0000-41-0809-02 Puller, clutch plate	A		4992-02-010 Pressure plate holder bar	A	
0000-41-0804-43 Installer, clutch rotor bearing	A		4992-02-030 Seal plate remover	A	
0000-41-0810-59 Clutch rotor driver	A		49 L061 001 Stopper, magnetic clutch	A	

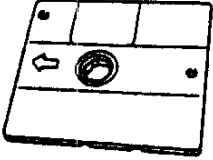



CHECKER AND OTHER EQUIPMENT

TOOL NUMBER & DESCRIPTION	PRIORITY	ILLUSTRATION
49 0839 285 Checker, fuel thermometer	A	
49 L018 901 Injector checker	A	
49 F018 9A0 Compression tester	A	
49 H066 002 Deployment tool	A	
49 B019 9A0 System selector	A	
49 H066 003 Adapter harness	A	
49 H018 9A1 Self-diagnosis checker	A	
49 F088 001 DT-S1000 Base unit	A	

TOOL NUMBER & DESCRIPTION	PRIORITY	ILLUSTRATION
49 0305 870A Tool set, window (bond type)	A	
49 F088 002 Power unit DC-12V (49 F088 007 Power unit AC)	A	
49 F088 003 Harness power unit DC (49 F088 008 Harness power unit AC)	A	
49 H080 740 Pressure tester	A	
49 F018 003 Adapter harness	A	
49 F018 903 Sheet	A	
49 F018 902 Adapter harness	A	
49 G050 1A0 Remover, sealant	A	

CHECKER AND OTHER EQUIPMENT (CONT'D)

TOOL NUMBER & DESCRIPTION	PRIORITY	ILLUSTRATION
49 F088 004 IF-Adapter TYPE-I	A	
49 F088 005 Harness TYPE-I	A	
49 9200 162 Monitor, engine signal	A	
49 G018 904 Sheet	A	
49 H019 905 Adapter harness	A	
49 F088 019 System disk TYPE-III (V1.00)	A	

TOOL NUMBER & DESCRIPTION	PRIORITY	ILLUSTRATION
49 F088 011 System disk TYPE-I (V1.00)	A	
49 F088 016 System unit TYPE-III	A	
49 F019 907 Adapter harness	A	
49 F019 906 Adapter harness 36P	A	
49 F088 017 Harness TYPE-III	A	